



Meeting Minutes

- 1) Leadership Council Meeting Introduction
 - a) Ginny Hensley called the meeting to order.
 - b) Attendance is recorded after minutes.
- 2) Discussion & Approval of:
 - a) Approval of August Minutes
 - i) Ginney Hinsley called for a motion to approve August minutes. James Rea moved to approve. Noe Rodriguez seconded the motion. Motion carried.
 - b) Approval of Updated CES Prioritization* - Olivia Denton Koopman, Ashley Gunnels
 - i) Domestic Violence Survivors and Human Trafficking survivors moved higher along with the length of homelessness.
 - ii) We used a ranking system to get these results which has been voted on by PAG and YAB already.
 - iii) Ginny Hensley called for a motion to approve the CES Prioritization. Cari Monday moved to approve. Jesse Guardiola seconded the motion. Motion carried.
 - c) Approval of Updated Short-Term RRH Eligibility Factor* - Olivia Denton Koopman
 - i) Individuals with vulnerability scores of 100 and below will be prioritized for short-term RRH opportunities. Anyone scoring higher than that should be placed for permanent housing.
 - ii) Ginny Hensley called for a motion to approve the CES Prioritization. Beth Svetlic moved to approve. Elizabeth Hall seconded the motion. Motion carried.
- 3) Lead Agency Updates
 - a) Communications Task Group Update, Ginny Hensley
 - i) We will be getting monthly emails from Erin with messages to put on social media, and share.
 - b) NOFO Update, Len Dittimer,
 - i) Applications are due by September 11th at 5 PM.
 - ii) The Rank and Review Committee will begin meeting next week to evaluate projects
 - iii) Preliminary project evaluations will be completed by September 27th
 - iv) For YHDP projects, participants are no longer required to submit a new application.
 - v) Revisions from HUD will be distributed to all participants.
 - c) Data Report, Oliva Denton Koopman



Leadership Council Meeting
September 10, 2024 | 1:30 p.m.
Boston Avenue Church/ Zoom

- i) We have updated our dashboard to include a summary, allowing us to see the numbers and growth more clearly. This presentation will be included in the meeting notes.
- ii) You can interact with these data dashboards to answer any questions you may have regarding these topics.
- iii) [Reports & Data | Housing Solutions Tulsa](#)

4) Meeting Wrap-Up

a) Public Comments

- i) The Tulsa Housing Authority has announced that on Wednesday, September 18, the waitlist for the Riverwest and Housing Choice vouchers will close. The wait time has reached a threshold of over 2 years, and it is not fair to keep the list open for people to be added.
- ii) Good Samaritan Health Services is opening a clinic out of the Tulsa County Social Services on Sept 16th.
- iii) Tulsa County is celebrating the 20-year anniversary celebration for the Pharmacy on Sept 19th from 2-4 with a pill/drug recycling program.

b) Next Meeting– October 8th, 2024, 1:30-3:00 PM

c) Adjourn

**Items to be voted on by Leadership Council*



Leadership Council Meeting
 September 10, 2024 | 1:30 p.m.
 Boston Avenue Church/ Zoom

Attendance

	Name	Representing	Category	Term
<input checked="" type="checkbox"/>	Ginny Hensley, Chair	Tulsa Housing Authority	Fixed Position, Appointed	03/2024 - 02/2026
<input type="checkbox"/>	Travis Hulse	City of Tulsa	Fixed Position, Appointed	09/2022 - 08/2024
<input checked="" type="checkbox"/>	James Rea	Tulsa County	Fixed Position, Appointed	09/2022 - 11/2024
<input checked="" type="checkbox"/>	Noe Rodriguez	Tulsa Day Center	Provider Representative, Elected	02/2024-01/2026
<input checked="" type="checkbox"/>	Claudia Brierre	INCOG	Fixed Position, Appointed	03/2024 - 02/2026
<input checked="" type="checkbox"/>	Rhonda Clemons	Cherokee Nation	Tribal Representative, Appointed	05/2023 - 04/2025
<input type="checkbox"/>		Muscogee Creek Nation	Tribal Representative, Appointed	
<input type="checkbox"/>	Sarah Grounds	City Lights Foundation	Provider Representative, Elected	01/2023 - 09/2025
<input checked="" type="checkbox"/>	Beth Svetlic	Youth Services of Tulsa	Provider Representative, Elected	04/2023 – 3/2025
<input checked="" type="checkbox"/>	Lacreshia Jackson	Participant Advisory Group	Consumer Representative, Elected	1/2024-12/2024
<input checked="" type="checkbox"/>	Cari Monday	Youth Advisory Board	Consumer Representative, Elected	1/2024-12/2024
<input checked="" type="checkbox"/>	Lauren Sherry	QuikTrip Corporation	Business/Commerce Representative, Invited	04/2023 - 03/2025
<input checked="" type="checkbox"/>	Elizabeth Hall	Burnstein Family Foundation	Funder Representative, Invited	04/2023 - 03/2025
<input checked="" type="checkbox"/>	Jesse Guardiola	Tulsa Area United Way	At-Large Representative, Invited	10/2023 - 09/2025
<input type="checkbox"/>			At-Large Representative, Invited	
<input checked="" type="checkbox"/>	Stephanie Horten	JusticeLink	At-Large Representative, Invited	10/2023 - 09/2025
<input type="checkbox"/>	Richard Alexander	Tulsa Police Department	At-Large Representative, Invited	05/2024 - 04/2026



**A WAY HOME
for Tulsa**

COORDINATED BY HOUSING SOLUTIONS

LEADERSHIP COUNCIL

September 2024 | 1:30-2:30 PM | Boston Ave. Church

AGENDA

- **Meeting Introduction**
 - Welcome & Call to Order, Ginny Hensley
 - Roll Call, Erin Velez
- **Discussion/Approval of:**
 - August Minutes*
 - CES Prioritization* - Olivia Denton Koopman
 - Short-Term RRH Eligibility Factor* - Olivia

PLEASE USE THIS LINK TO SIGN IN:



CES Prioritization*



- The CES Task Group, Participant Advisory Group, and Youth Action Board participated in a CES Survey in July. The results were compiled, calculated using a ranking system and appropriated a point value.
- Many of the items remained in the same or similarly ranked placements of prioritization. However, there were a couple of items that the community's groups stressed of higher importance – such as a bigger emphasis on prioritizing placements of survivors of domestic violence or human trafficking.

A Way Home for Tulsa Continuum of Care
Coordinated Entry System (CES) Prioritization

Tulsa Prioritization Factors	Count	Max Value
Current Living Situation		
Emergency Shelter	0	19
Unsheltered	0	37
Current Living Situation Total	0	37
Homeless Experience		
Number of months on the streets, in Emergency Shelter, or Safe Haven in past 3 years		
1-5 months	0	5
6-12 months	0	10
12+ months	0	50
Length of Participation in Coordinated Entry System		
12-24 months	0	30
24+ months	0	35
Homeless Experience Total	0	85
Housing Insecurity		
Survivor of Domestic Violence/Human Trafficking	0	44
Household size of 3 or more	0	34
History of child welfare/foster care agency or juvenile justice system	0	32
"Have you ever been a victim of discrimination or prejudice?"	0	30
Eviction in last 12 months	0	19
3+ Hospitalizations or Medical Care Facility Utilization in Last 12 Months	0	18
Veteran	0	16
Where do you go when you feel sick or unwell?		
I do not seek help when unwell	0	19
Tribal/Indian Clinic	0	12
Crisis Care Facility/First Responder (e.g., ambulance)	0	12
Emergency Room/Hospital	0	12
Referrals from Tulsa Fire Department		
1-2 encounters	0	15
3+ encounters	0	24
Referrals from Tulsa Police Department		
1-2 encounters	0	20
3+ encounters	0	29
History of Systems Involvement		
Misdemeanor conviction	0	18
Felony conviction	0	34
Housing Insecurity Total	0	317
TOTAL	0	439

*Persons with the same score will be prioritized based on approximate date homeless experience began

Short-Term RRH Eligibility*



- Individuals with a vulnerability score of 100 (using new scoring criteria) and below will be prioritized for short-term RRH opportunities.
- In our community today, there is a Rapid Re-Housing Program with short-term subsidy (3 months) available. This program is experiencing a client rejection rate of 85% due to the limited financial assistance it provides. Clients are declining the short-term assistance to be matched with opportunities more suitable for their direct needs.
- As a program with limited financial resources for assistance, it is geared toward individuals with lower vulnerability. This proposal is to match individuals with lower vulnerability assessment scoring prior to those that would prefer longer term rental assistance based on prior client feedback and CES task group, PAG, and YAB recommendation.

Lead Agency Updates

- Communication Task Group, Ginny Henlsey
- NOFO Update, Len Dittmeier
- Data Dashboards, Olivia Denton Koopman



Data Dashboards




Live Data


15,134
people accessed services
this year
18,901 people accessed services in 2023


400
people secured housing
this year
705 people secured housing in 2023

Most Recent System Performance Measures


1,389
people were experiencing homelessness
during the January 2024 Point in Time Count
up 23% from 1,133 last year
[click here for A Way Home for Tulsa's Point in Time Count Dashboard](#)


94%
of people retained permanent housing
in 2023
94% of people retained permanent housing between 2020 and 2023

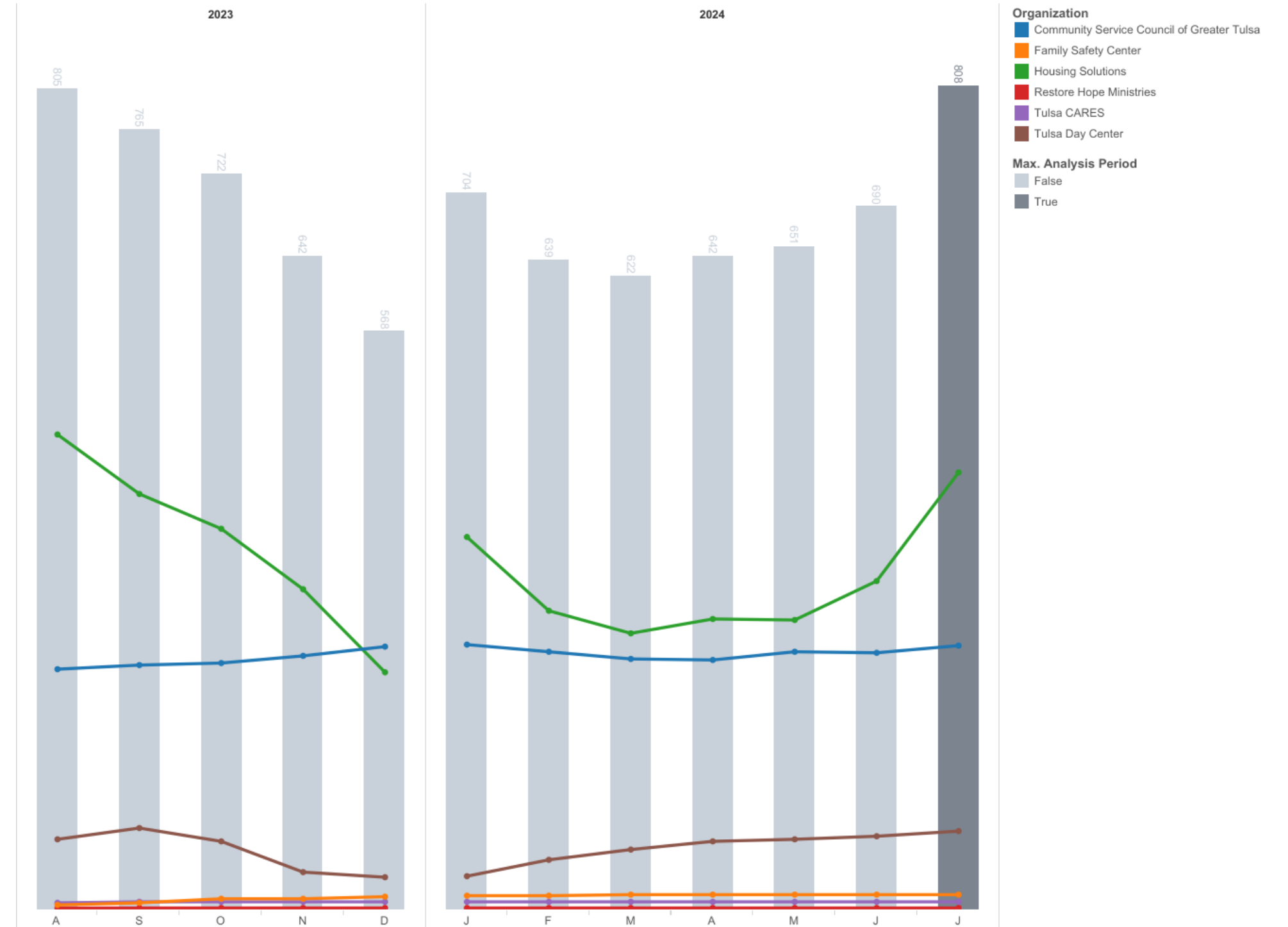

\$4,759,774
awarded by US Dept. of Housing & Urban
Development (HUD) to the continuum in 2023
up 6% from 2022's award of \$4,477,680

Data Dashboards



Homeless Prevention Services: Clients Served Over Time

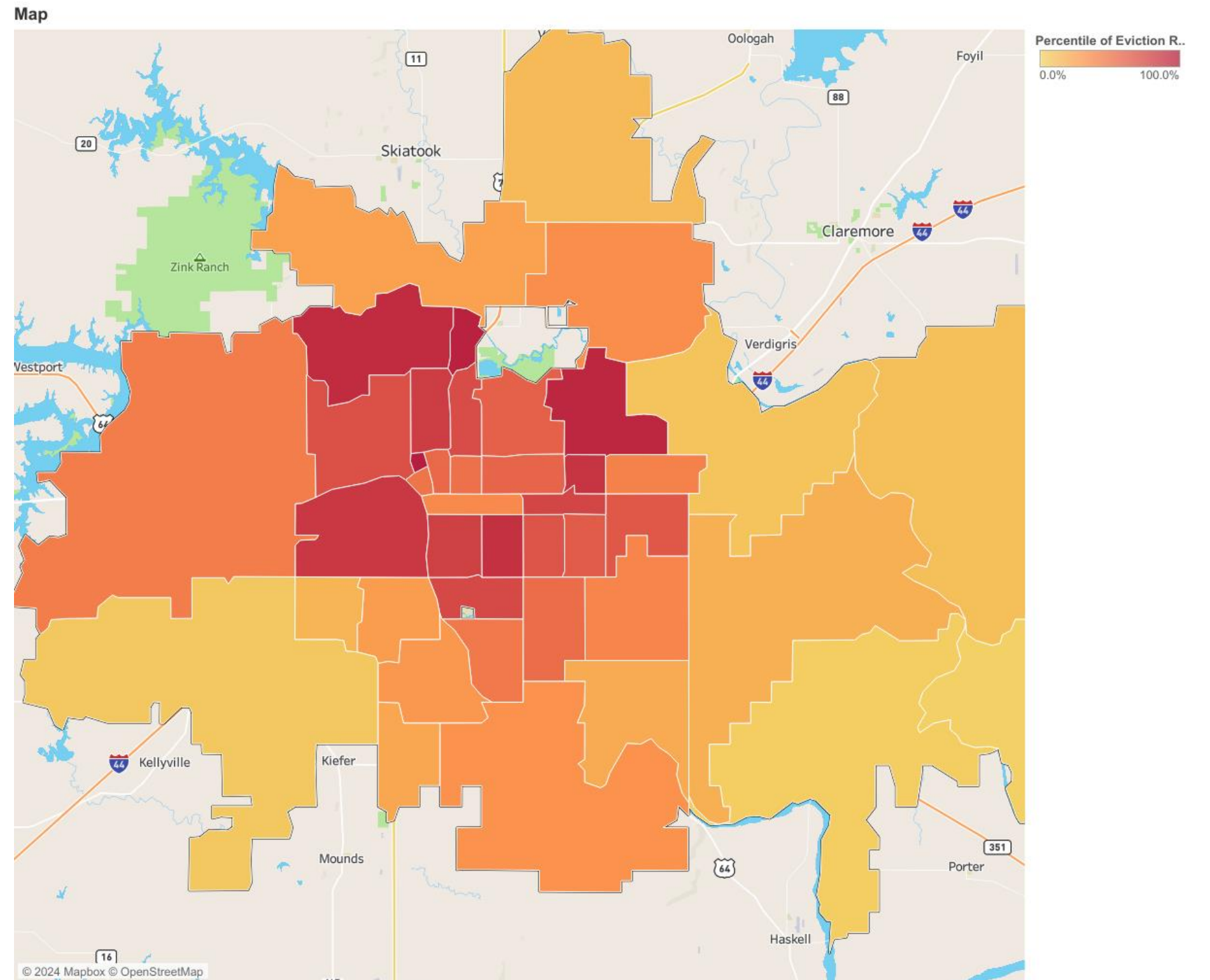
Households served
between August 1, 2023 & July 31, 2024



Data Dashboards



Homeless Prevention Services: Zip Code Breakdown



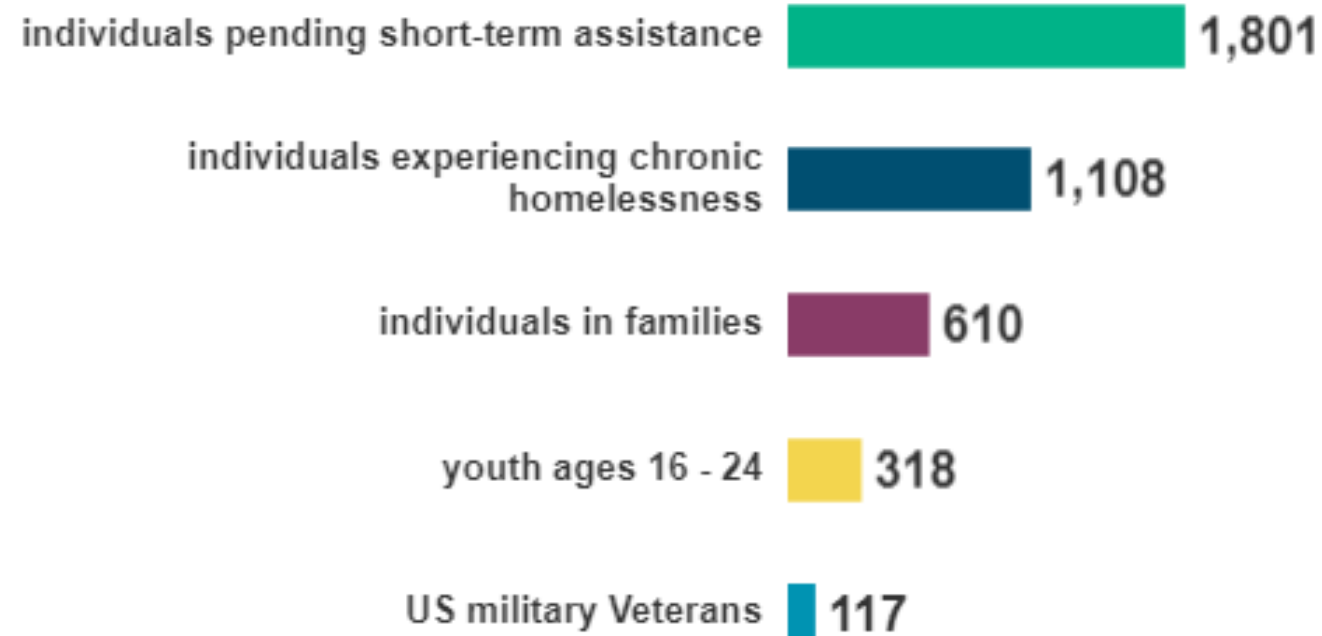
Data Dashboards



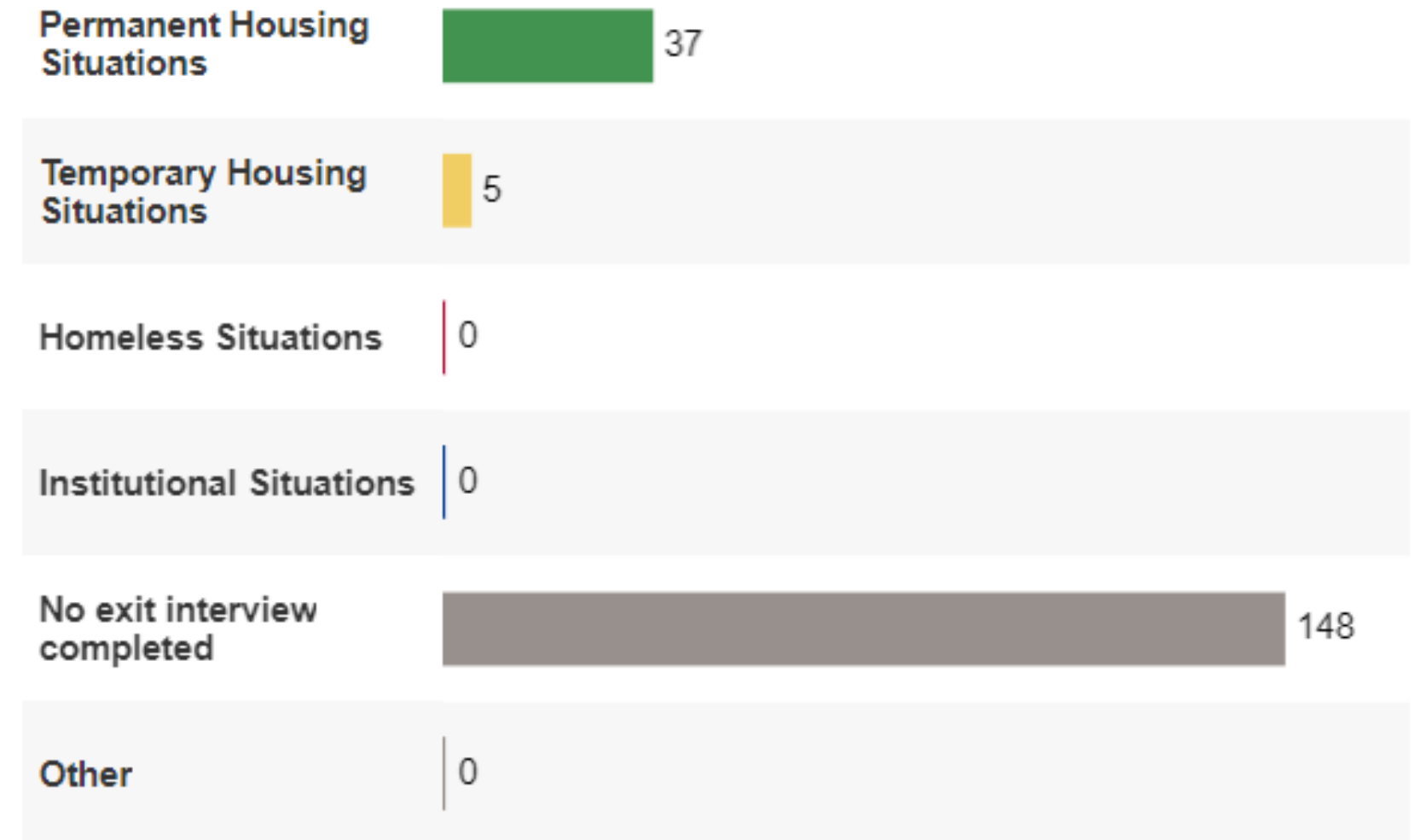
Clients Pending Housing Opportunities & Exit Destination Information

The Coordinated Entry System connects people experiencing homelessness to housing opportunities using a standardized housing assessment.

2,883 people were assessed for housing assistance and pending referral between July 1, 2024 & July 31, 2024



Destinations



Data Dashboards



July Client Demographics: Age

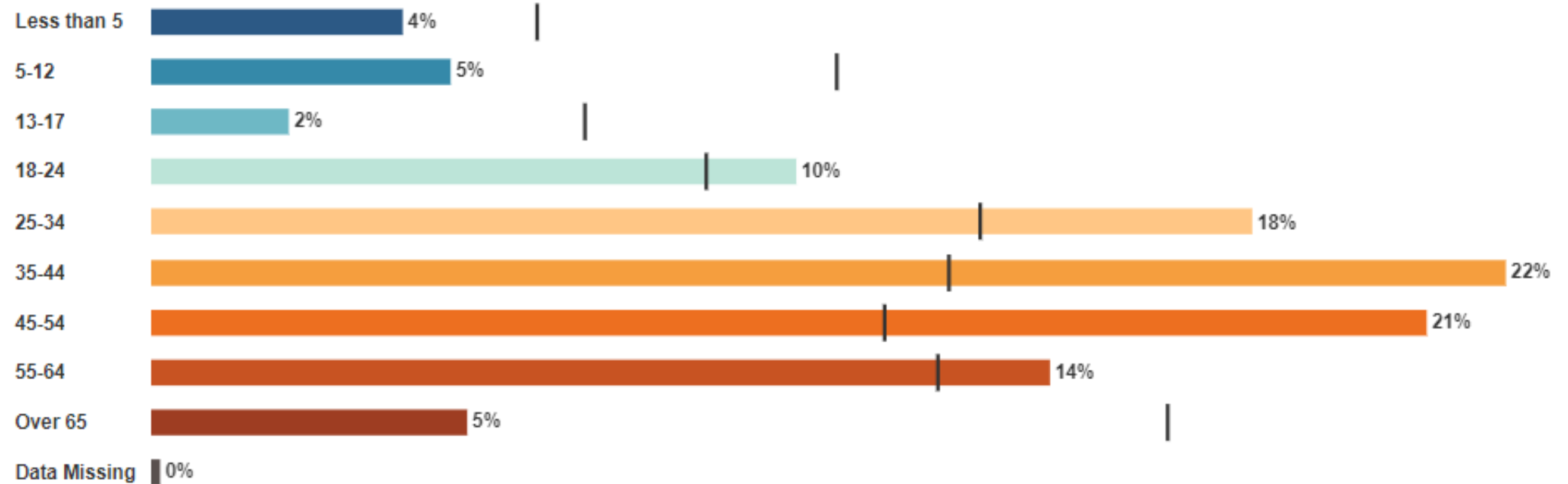
Demographics between July 1, 2024 and July 31, 2024
featuring metropolitan area reference lines from the 2020 Decennial US Census

Demographic Focus

click below to learn more abo...

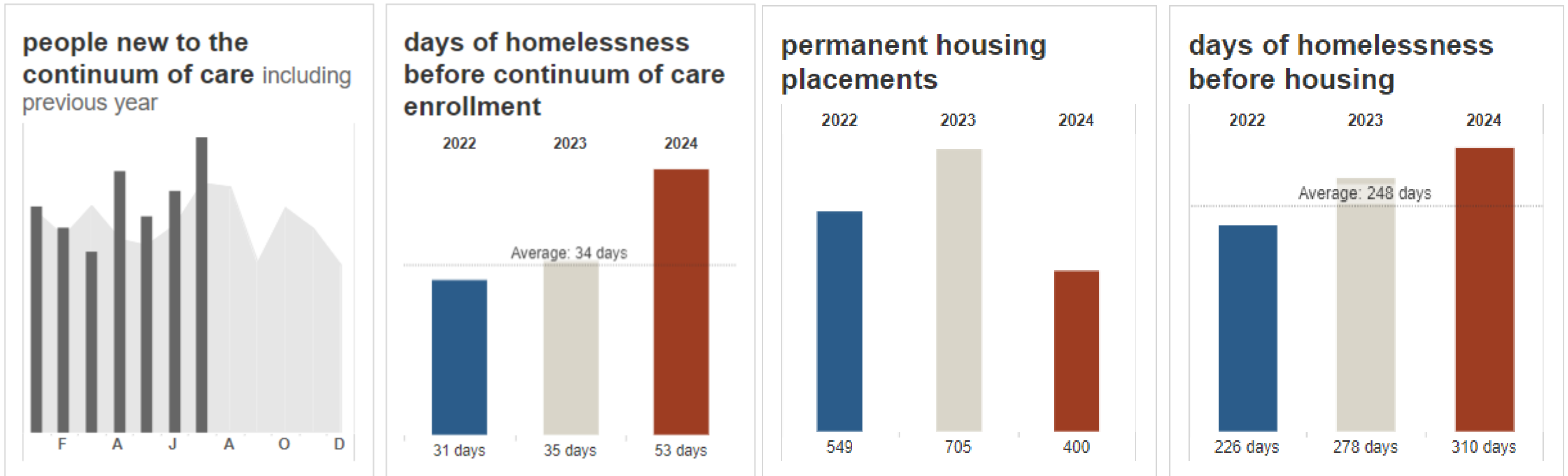
- Age Group
- Gender
- Race & Ethnicity
- Tribe
- Chronic Homelessness
- Disabling Conditions
- Veteran Status
- Household Size
- Sexual Orientation

Age Group



Data Dashboards

New Homeless Experience & Housing Placements through July 2024



Data Dashboards



Utilization of CoC Beds in July 2024

Category	Overall Utilization	Organization	Utilization %	Count	Sub-Category	Overall Utilization	Organization	Utilization %	Count
Emergency Shelter - Entry Exit	103%	Salvation Army Center of Hope	107%	269/251	Permanent Supportive Housing	95%	Veterans Affairs - Tulsa	100%	276/276
		Tulsa County	97%	44/45			Mental Health Association In Tulsa	93%	215/232
		Tulsa Day Center	131%	29/22			Volunteers of America of Oklahoma	78%	36/46
		Mental Health Association In Tulsa	69%	14/21	Tulsa Day Center	93%	34/36		
		Youth Services of Tulsa	41%	8/20	Rapid Re-Housing	100%	Community Service Council of Greater Tulsa	100%	195/195
		Family Promise Tulsa	135%	18/13			Tulsa Day Center	100%	125/125
Emergency Shelter - Night-by-Night	117%	John 3:16 Mission	143%	260/182	Safe Haven	125%	Tulsa Day Center Special	100%	52/52
		Tulsa Day Center	79%	67/85			Youth Services of Tulsa	100%	35/35
		Salvation Army Center of Hope	29%	12/40			Mental Health Association In Tulsa	125%	7/6
Transitional Housing	88%				88%	Youth Services of Tulsa	72%	35/49	
						John 3:16 Mission	124%	47/38	
						Surayya Anne Foundation	94%	15/16	
						Mental Health Association In Tulsa	33%	4/12	

System Performance

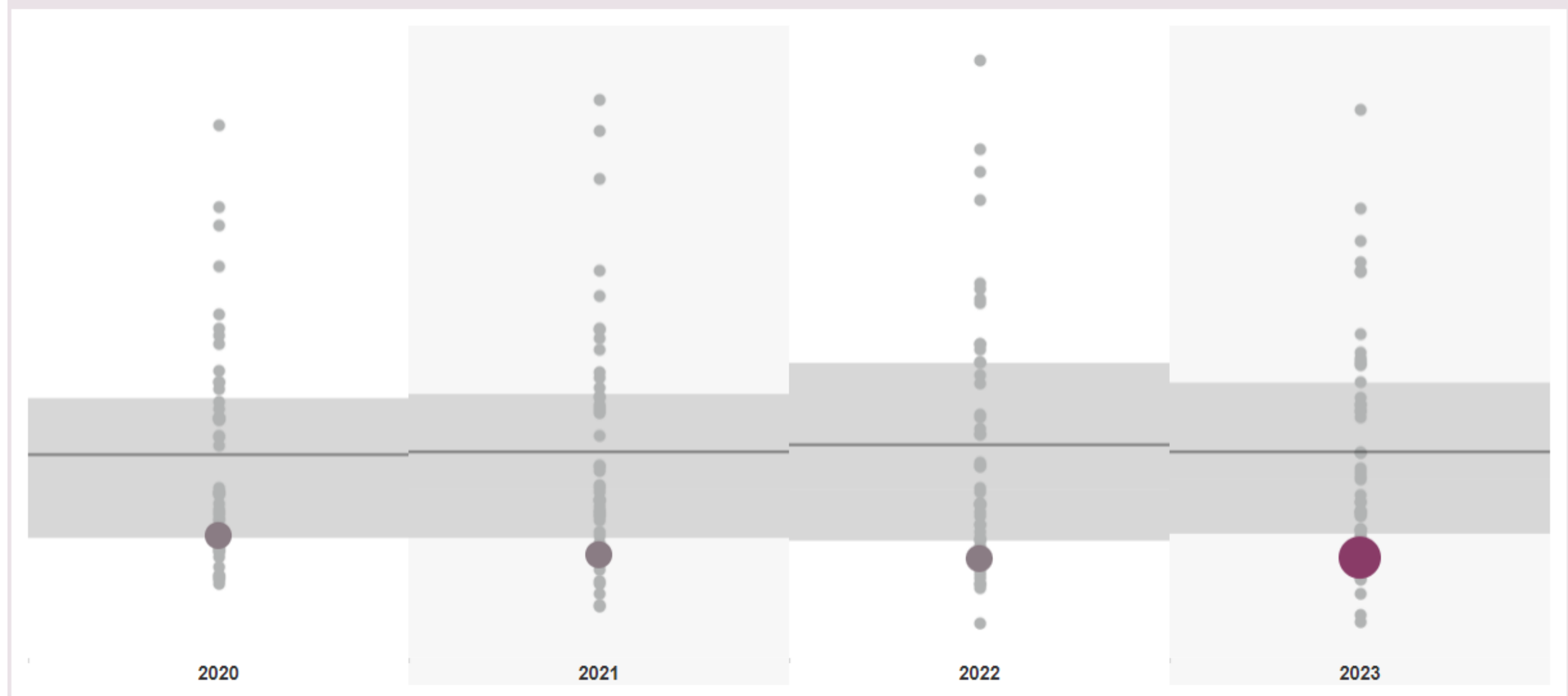


Duration

1. Length of Time Persons Remain Homeless

In 2023, the average length of time persons are homeless in the Tulsa City & County CoC's Emergency Shelter, Safe Haven, or Transitional Housing projects was 77.50 days.

Meanwhile, the average length of time in major cities, was 132.4 days.



System Performance

Returns

2. The Extent to which Persons who Exit Homelessness to Permanent Housing Destinations Return to Homelessness two years

In 2023, 24% of the 1,028 people who had exited all projects within the Tulsa City & County CoC were known to have returned to homelessness within two years.

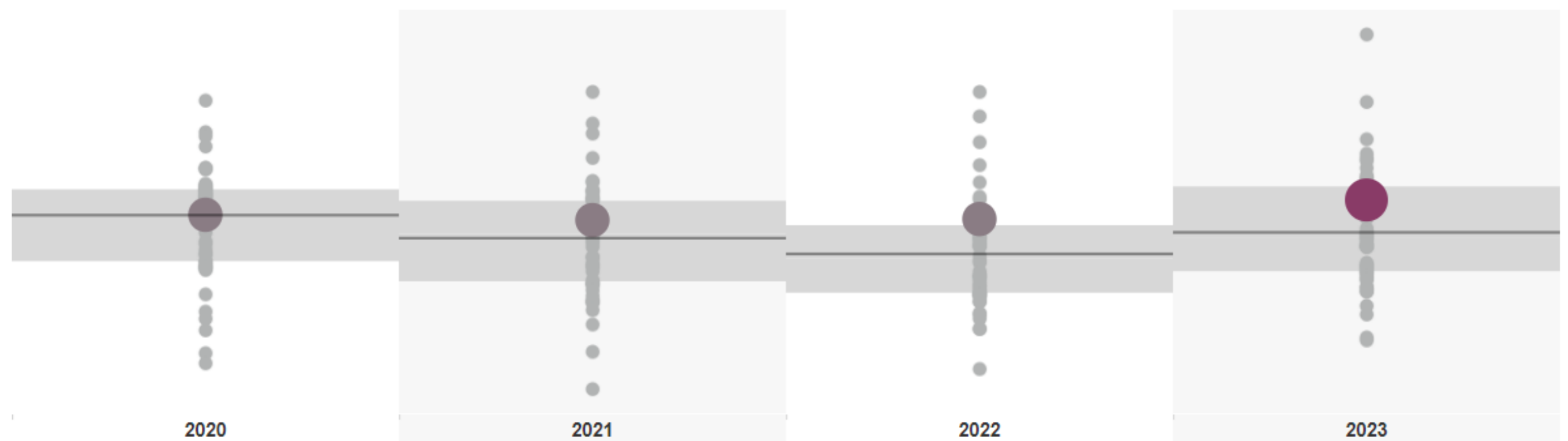
Meanwhile, 20% of people who had exited all projects withing major cities were known to have returned to homelessness within two years.

Origin of Returns

- All
- Emergency Shelter
- Permanent Housing
- Safe Haven
- Street Outreach
- Transitional Housing

Time to Return

- six months
- one year
- two years



System Performance

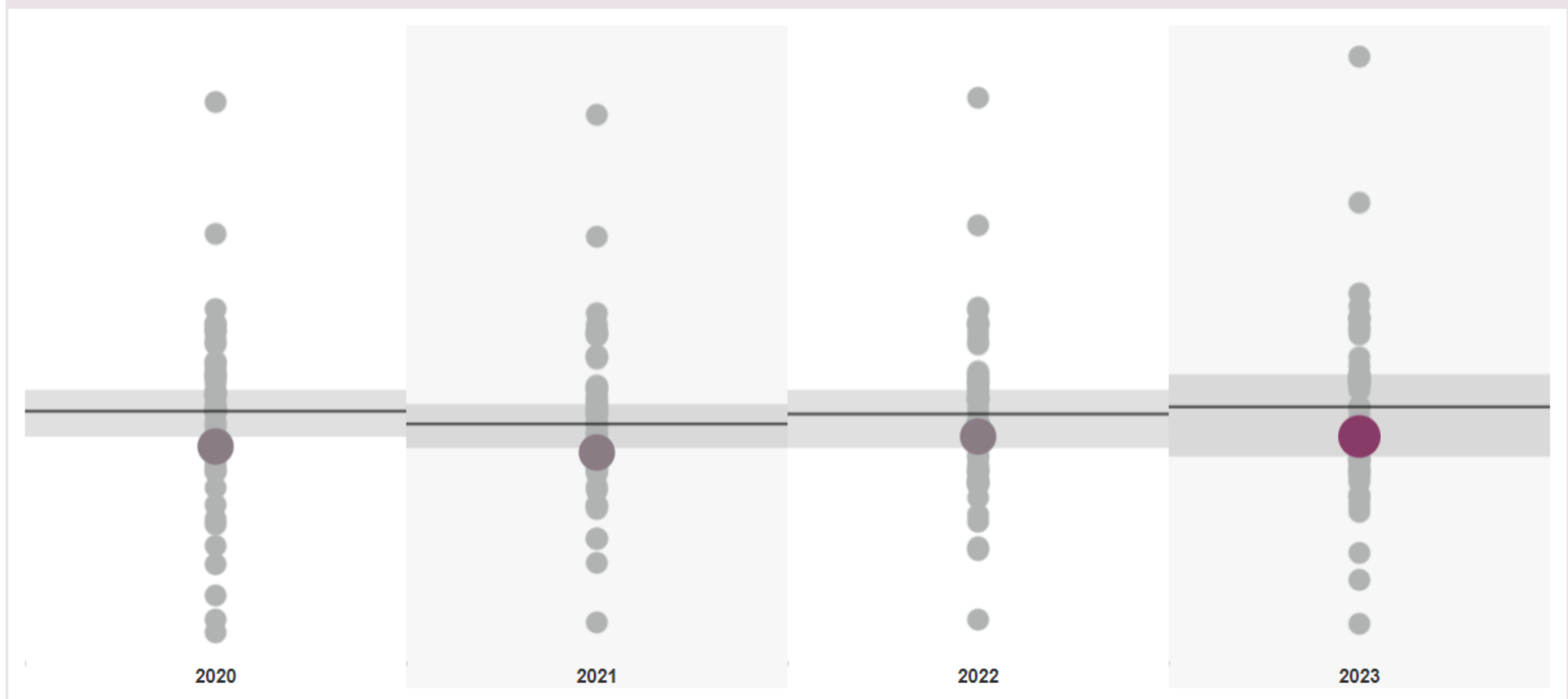


People

3. Number of Homeless Persons

In 2023, 4,674 people were enrolled in the Tulsa City & County CoC's Emergency Shelter, Safe Haven, and Transitional Housing projects.

Meanwhile, an average of 11,316 people were enrolled in major cities' Emergency Shelter, Safe Haven, and Transitional Housing projects.



System Performance

Income

4. Employment & Income Growth for Homeless Persons in CoC Program-funded Projects

In 2023, 20% of 174 leavers increased their total income

Nationally, 32% of leavers increased their total income.

Stayers or Leavers

- Leavers
- Stayers

Income Type

- Total
- Earned
- Non-Employment



System Performance



New to CoC

5. Persons who Became Homeless for the First Time

In 2023, 3,787 people in Tulsa City & County CoC experienced first-time homelessness

Meanwhile, an average of 7,816 people in major cities experienced first-time homelessness.



System Performance



Exits

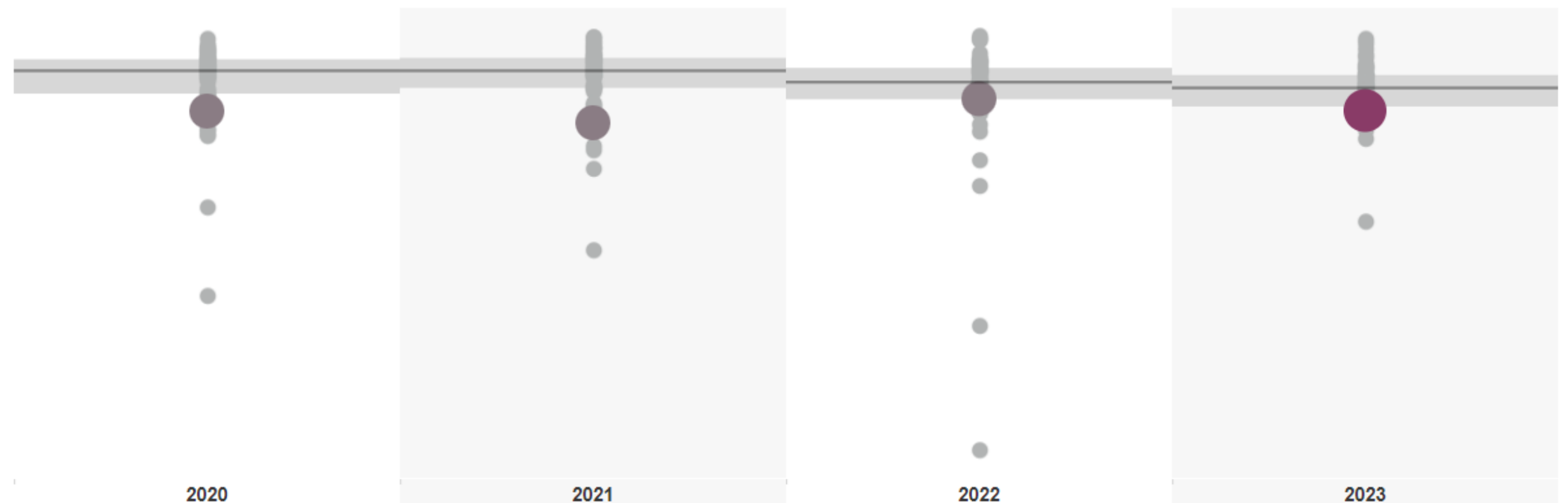
7. Successful Permanent Housing Exits & Retention within Tulsa City & County CoC

In 2023, 94% of permanent housing clients retained or exited to permanent housing

Meanwhile, across major cities, 96% of permanent housing clients retained or exited to permanent housing.

Sub-Measure

- Successful Permanent Housing Exits & Retention
- Successful Street Outreach Exits
- Successful Emergency Shelter, Safe Haven, Transition, and Rapid Re-Housing Exits



MEETING WRAP-UP

- **Public Comments**
- **Adjourn**

NEXT MEETING

Tuesday, October 8, 2024

Boston Avenue Church & Zoom

PLEASE USE THIS LINK TO SIGN IN:

